

GENERAL INFORMATION

POP-TOGGLE™

Hollow Wall Anchor

PRODUCT DESCRIPTION

Pop-Toggle fasteners are hollow wall anchors ideal for static applications requiring light to medium load performance. The fastener pre-installs without a screw, allowing for easy placement and removal of the fixture. These fasteners are not recommended for use overhead or applications where holding values are critical.

FEATURES AND BENEFITS

- + Allows for fixture and screw removal and re-anchoring
- + Fast and easy installation

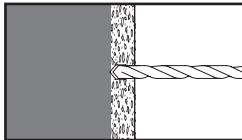
MATERIAL SPECIFICATIONS

Anchor Component	Component Material
Anchor Body	Engineered Plastic

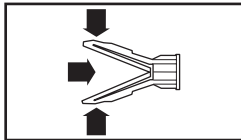
INSTALLATION SPECIFICATIONS

Dimension	Anchor Size		
	Small	Medium	Large
Drill Bit Size (in.)	1/4	5/16	5/16
Base Material Thickness (in.)	1/8 to 1/4	3/8 to 1/2	5/8 to 3/4
Screw Size Range (UNC)	No. 6 to No. 10	No. 6 to No. 12	No. 6 to No. 14
Anchor Length (in.)	3/4	1-1/8	1-3/8

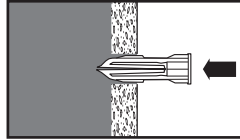
Installation Guidelines



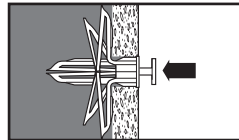
Drill hole through base material.



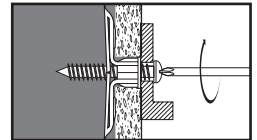
Fold anchor in the middle.



Insert the anchor through the wall until Pop-Toggle is flush with the wall.



Insert the Popper setting tool to open the anchor behind the hollow wall (not necessary for thicker base materials). Do not force or strike the Popper with a hammer.



Remove the Popper setting tool, insert the screw through the fixture and tighten until the fixture is clamped securely to the surface of the base material. Be sure not to overtighten.

PERFORMANCE DATA

Ultimate Load Capacities for Pop-Toggle in Plywood and Wallboard^{1,2}

Anchor Size	Drill Bit Diameter in.	1/4" Plywood		1/2" Plywood		3/8" Wallboard		1/2" Wallboard		5/8" Wallboard	
		Tension lbs.	Shear lbs.	Tension lbs.	Shear lbs.	Tension lbs.	Shear lbs.	Tension lbs.	Shear lbs.	Tension lbs.	Shear lbs.
Small	1/4	125	265	-	-	-	-	-	-	-	-
Medium	5/16	-	-	175	125	95	125	145	165	100	215
Long	5/16	-	-	-	-	-	-	-	-	160	235

1. Ultimate load capacities are provided for reference and must be reduced by a minimum safety factor of 4.0 or greater to determine allowable working loads.
2. These fasteners are not recommended for use overhead or applications where holding values are critical.

ORDERING INFORMATION

Pop-Toggle

Cat. No.	Description	Standard Box	Standard Carton
4060	Pop-Toggle Small	100	1,000
4062	Pop-Toggle Medium	100	1,000
4064	Pop-Toggle Large	100	1,000

One Popper setting tool included in each box; screws not included.

SECTION CONTENTS

General Information..... 1
Performance Data..... 1
Ordering Information..... 1



POP-TOGGLE

ANCHOR MATERIALS

- Engineered Plastic

ANCHOR SIZE RANGE (TYP.)

- No. 6 to No. 14 screws
- Wall Thickness from 1/8" to 3/4"

SUITABLE BASE MATERIALS

- Wallboard
- Plaster
- Plywood

